

Manually Downloading and Transferring Titles to Your Device

Setting Account Preferences

1. Confirm that you are logged into your OneClickdigital account.
2. Click the *My Account* tab, followed by *Preferences*. Confirm that your preferences are set as follows, clicking *Update Preferences* after making any changes:

Home My Collections Advanced Search My Account Help Contact Us

QUICK SEARCH
Genre Biography

Profile Preferences Alerts Mobile Devices [Learn more about OneClickdigital Media Manager](#)

Preferences

View and edit your preferences. Some items are for view only.

Generic Preferences

Include DRM (Digital Rights Management)
DRM is a rights managed file. These files are copyright protected. See Terms & conditions for more details.

Unencrypted All

Default Device
 iTunes Other

Turn on My Search on home page
 Yes No

Select your Home Page search

OneClick digital Media Manager Preferences

Use OneClick digital Media Manager as my default player
 Yes No

Automatically download / resume all titles
 Yes No Ask

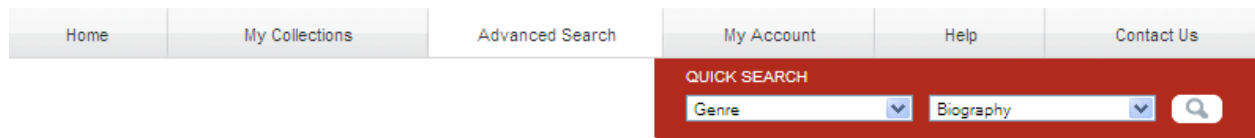
Automatically transfer titles to device
 Yes No

Automatically checkout titles on hold
 Yes No

[Cancel](#) ←

Searching for Titles

3. Click the *Advanced Search* tab.
4. Enter your search criteria (title, author, narrator, etc.) in the appropriate fields.
5. Select *Yes* to *Show only available titles*.
6. Click *Search*.



Advanced Search

Can't find a Title? Recommend it to your Library

Saved searches

Advanced Search form with the following fields:

- Title:
- Narrator:
- Author:
- Date Released:
- Genre:
- Date Added:
- Series Name:
- Target Audience:
- Publisher:
- Show only available titles: Yes No
- ISBN:
- Imprint:
- Language:
- Awards:

Buttons: Clear Search, Search

Two arrows point from the 'Show only available titles' section to the 'Search' button.

7. Click the image belonging to the title you would like to enjoy.

Checkout

8. Click *Checkout Now!*

The Call of the Wild

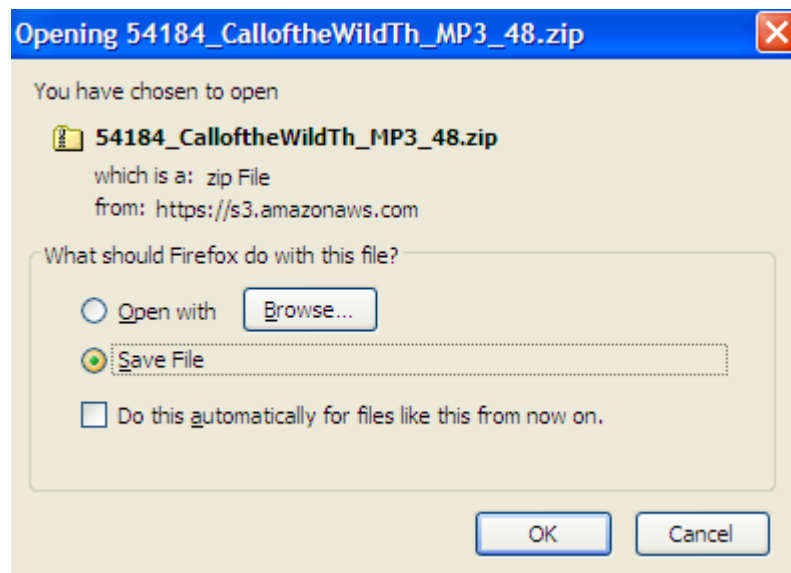
The screenshot displays the audiobook page for 'The Call of the Wild' by Jack London. On the left is the book cover. The 'Details' tab is active, showing the following information:

Title	The Call of the Wild
Author	Jack London Find more by Author
Genre	Childrens, Classic
Narrator	Frank Muller Find more by Narrator
Publisher	Recorded Books LLC
Date Released	JAN 01, 1980
Date Added	MAR 28, 2011
	Unabridged
Audience	Young Adult
Duration	3:24:43
Imprint	No Imprint
ISBN	9781449872656
Language	English
Availability	Available

On the right, the Recorded Books, LLC logo is visible. Below it, the checkout options are: 'Checkout for 10 days', 'Add to Wishlist', 'Checkout Now!' (highlighted with an arrow), and 'Checkout & Download Later'. At the bottom right, there is a 'OneClickdigital MediaManager' download button and a link to 'Learn more about OneClick Digital Media Manager'.

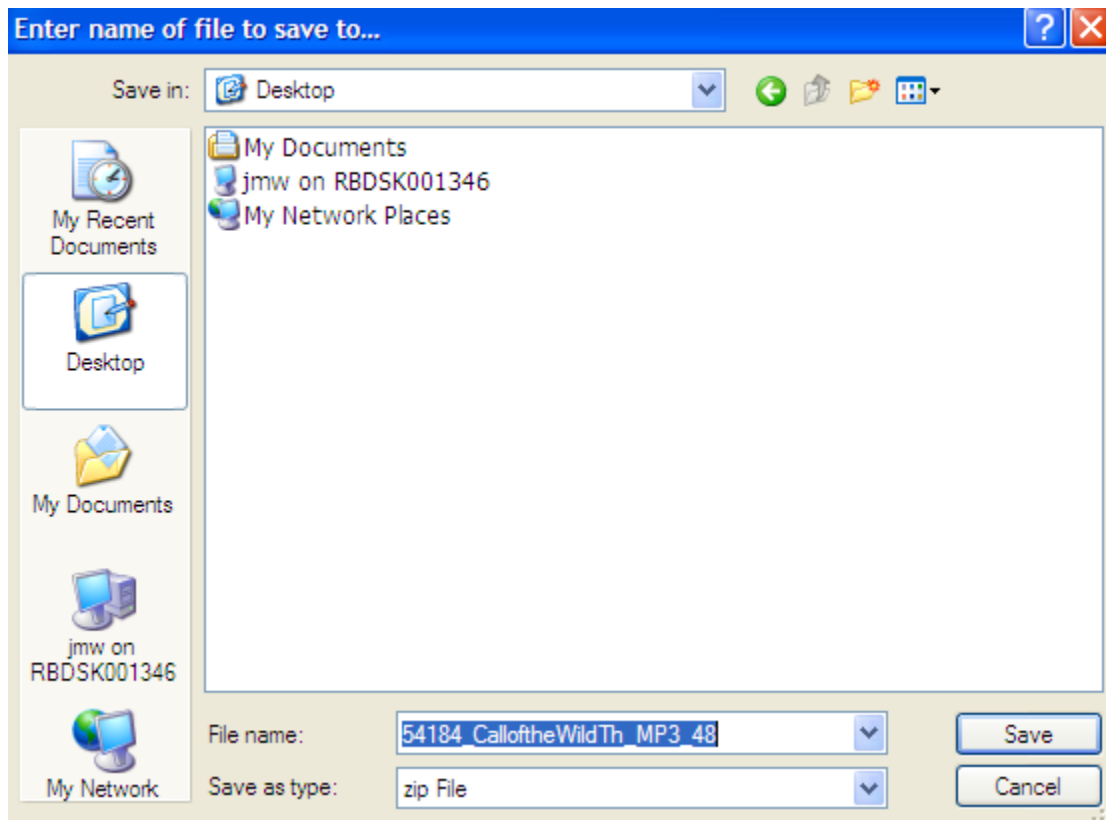
Download

9. You will be prompted to download the .zip file of the title's audio. Select *Save File* and click *OK*.

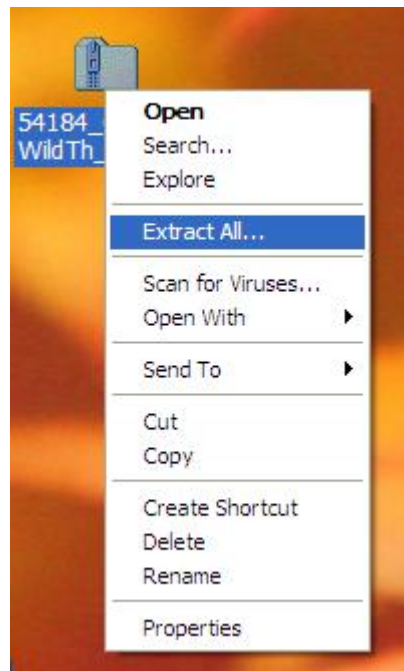


Please note: Internet Explorer users may be prompted to retry this step. This is due to your browser's default security settings. If this occurs, you can retry the download by clicking the *My Collections* tab, followed by *Checked Out*. Clicking *Download Now* will initiate the download once again.

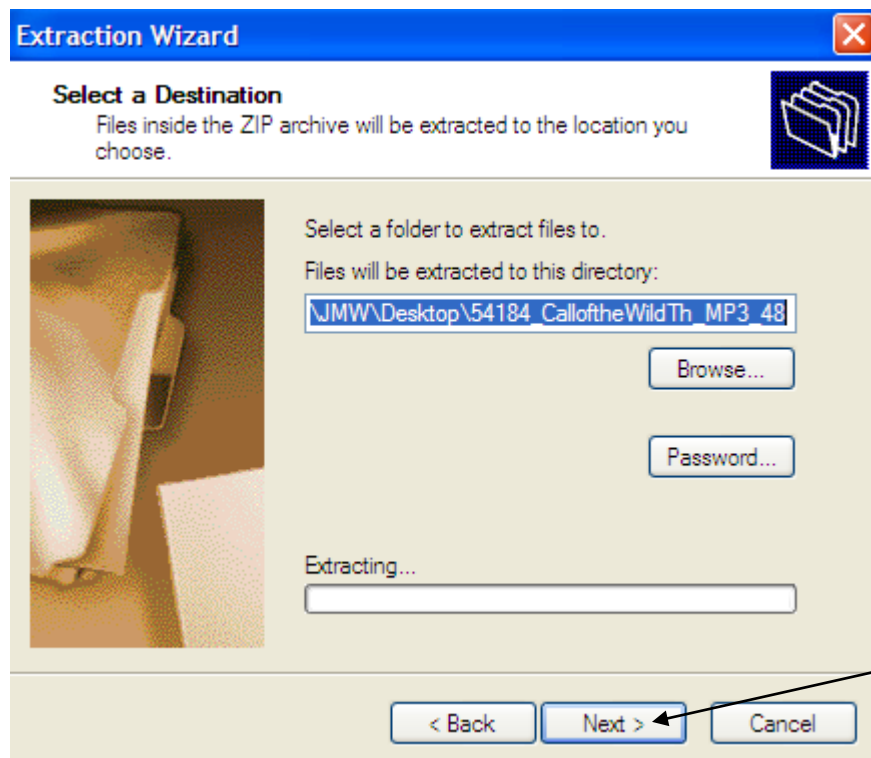
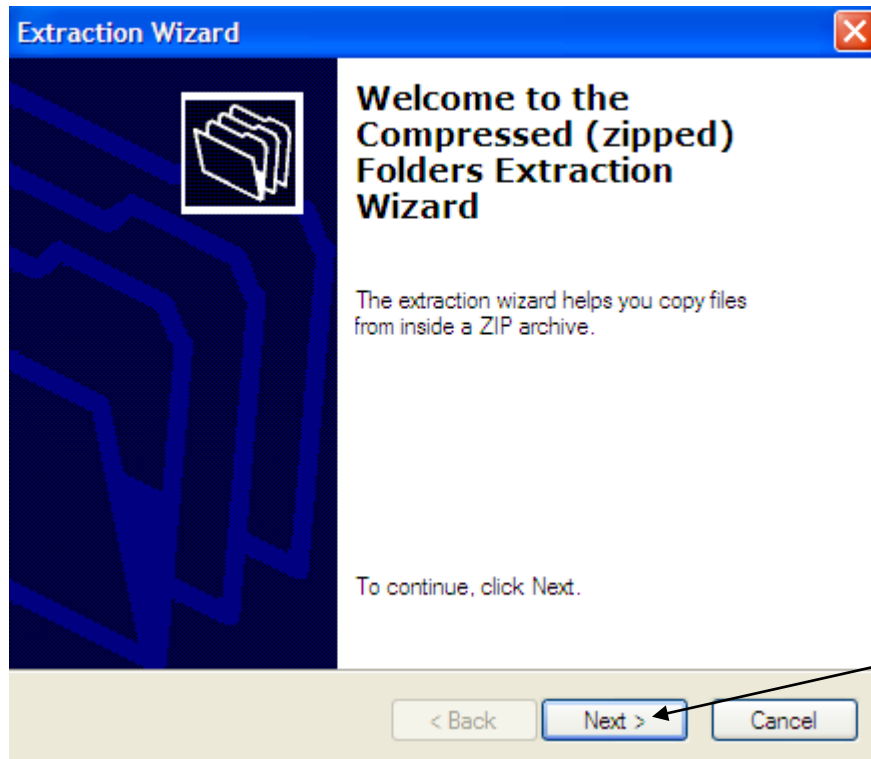
10. Save this file to your desktop.

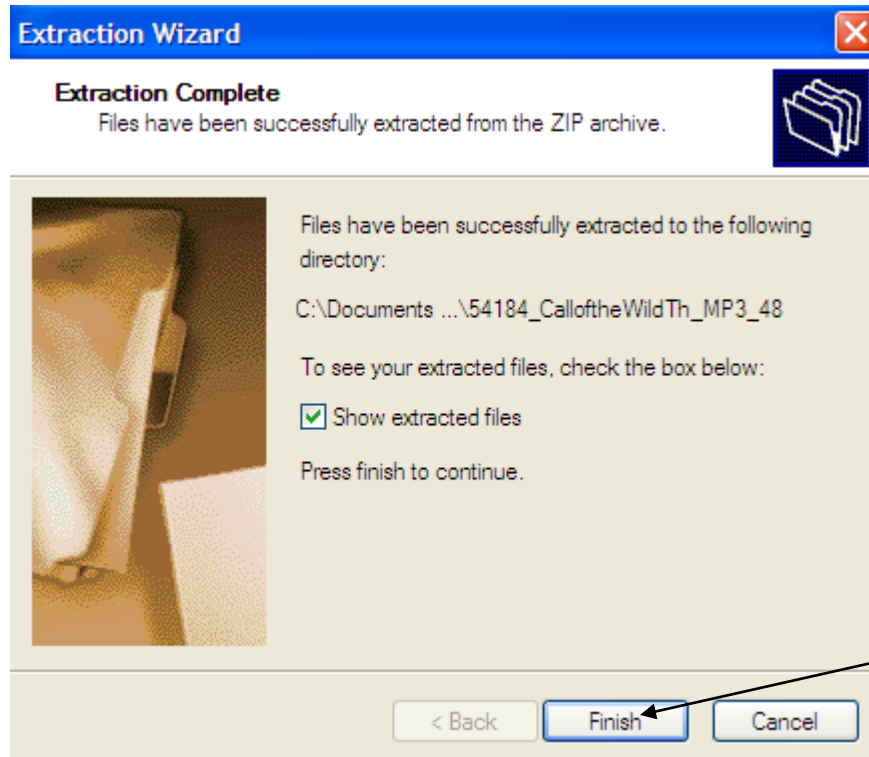


11. Returning to your desktop, right-click on the .zip file and left-click *Extract All...*



12. Follow the instructions provided by the Extraction Wizard.

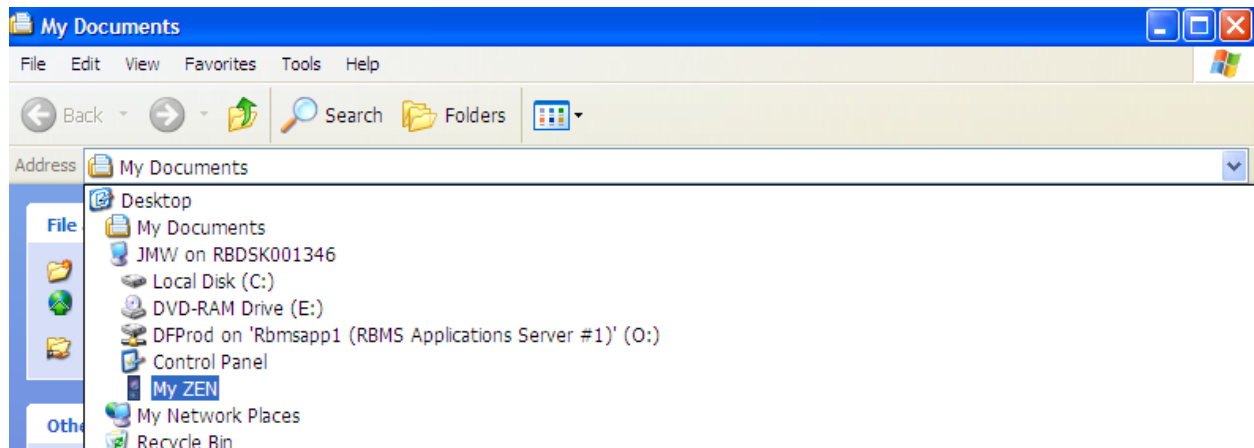




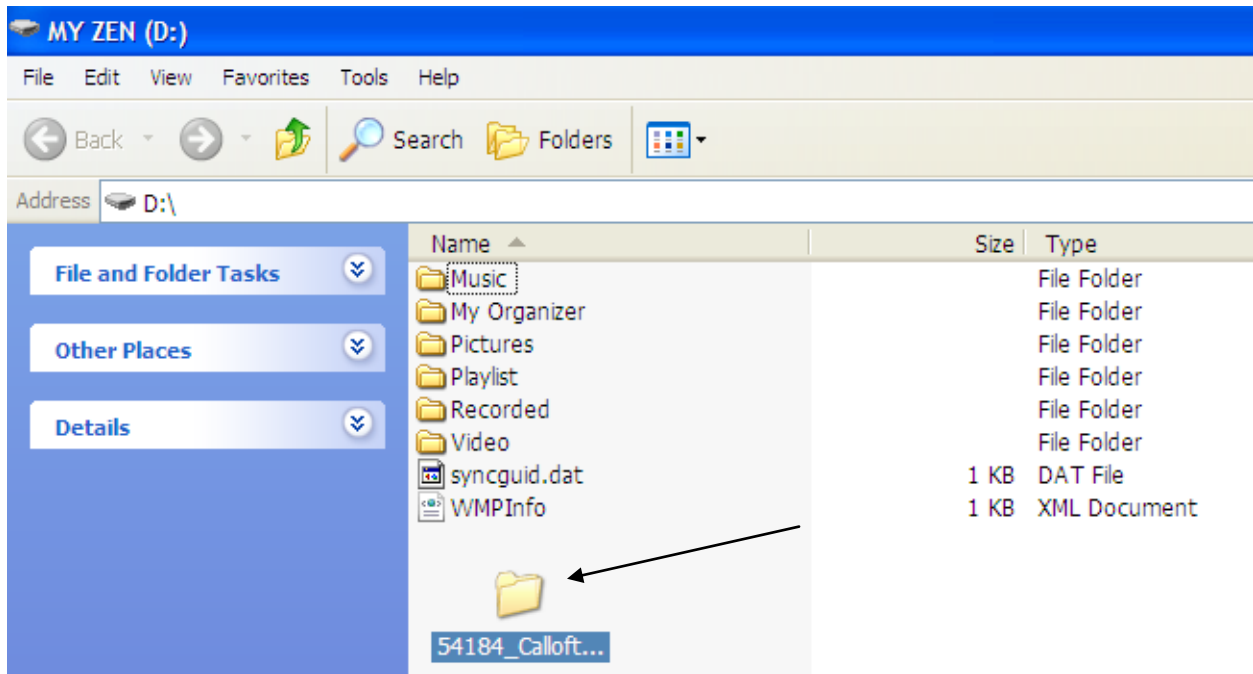
13. A separate folder sharing the name of the original .zip file will be created on your desktop.

Transfer

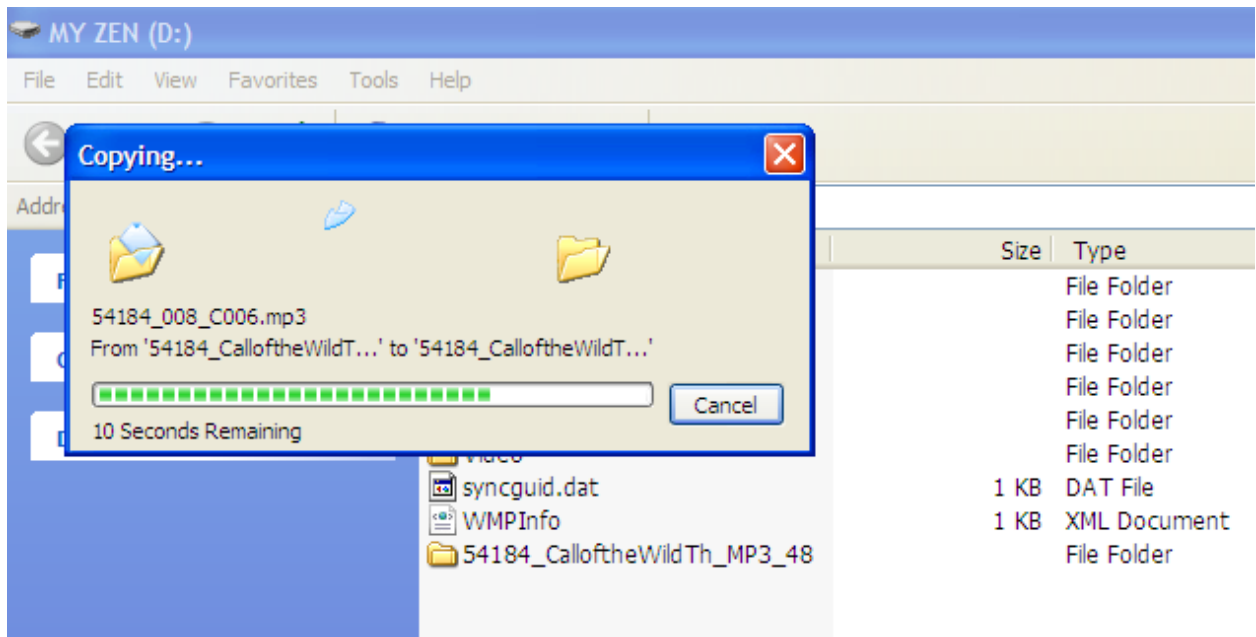
14. Open your device folder. To access the folder, select your device from the drop-down menu in Windows Explorer.



15. Left-click on the newly-created folder and hold down the mouse button while you drag this into your device folder. (Warning: do not add it to an existing subfolder.)



16. Allow all files to transfer to device.



17. Disconnect your device. The title is now ready to be enjoyed.

If you experience any issues with the OneClickdigital service, please do not hesitate to contact support@OneClickdigital.com